EAC

STAG autogas systems

Schemat podłączenia do instalacji samochodu

STAG 500 GO 4 + STAG ISR

E8 10R-06 9302
67R-03 9303
110R-04 15003 “M“

“04-264.03.94.00
03-085.95.00.2 II 19.05.2026”

AC S.A.
15-181 Białystok, ul. 42 Pułku Piechoty 50
tel. +48 85 743 81 00
www.ac.com.pl I biuro@ac.com.pl

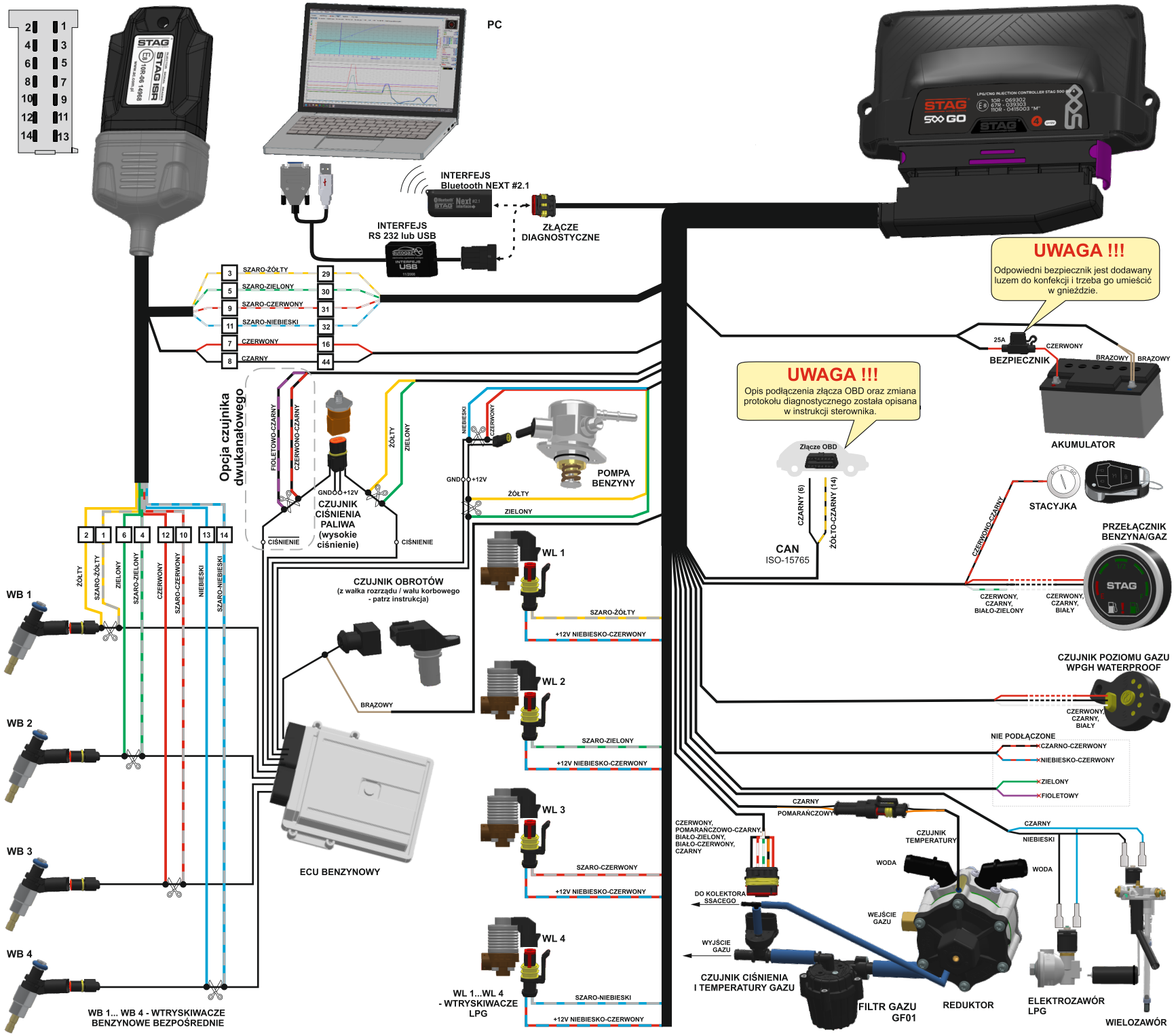

EAC

STAG autogas systems

Wiring diagram

STAG 500 GO 4 + STAG ISR

E8 10R-06 9302
67R-03 9303
110R-04 15003 “M“

“04-264.03.94.00
03-085.95.00.2 II 19.05.2026”

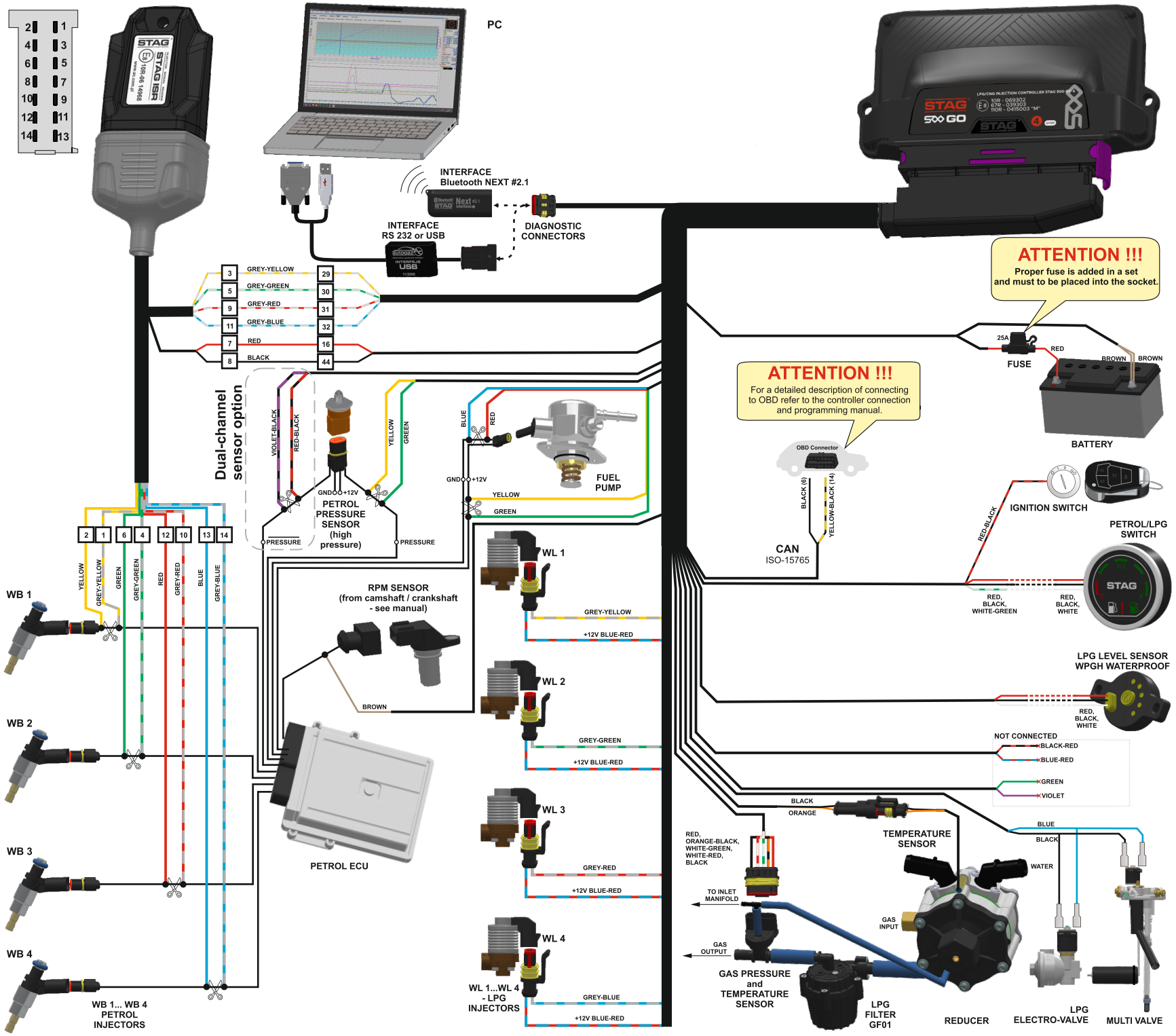

AC S.A.
15-181 Białystok, ul. 42 Pułku Piechoty 50
tel. +48 85 743 81 00
www.ac.com.pl I biuro@ac.com.pl

EAC

STAG
autogas systems

Схема подключения к автомобильной установке

STAG 500 GO 4
+
STAG ISR

E8 10R-06 9302
67R-03 9303
110R-04 15003 “M“

“04-264.03.94.00
03-085.95.00.2 II 19.05.2026”

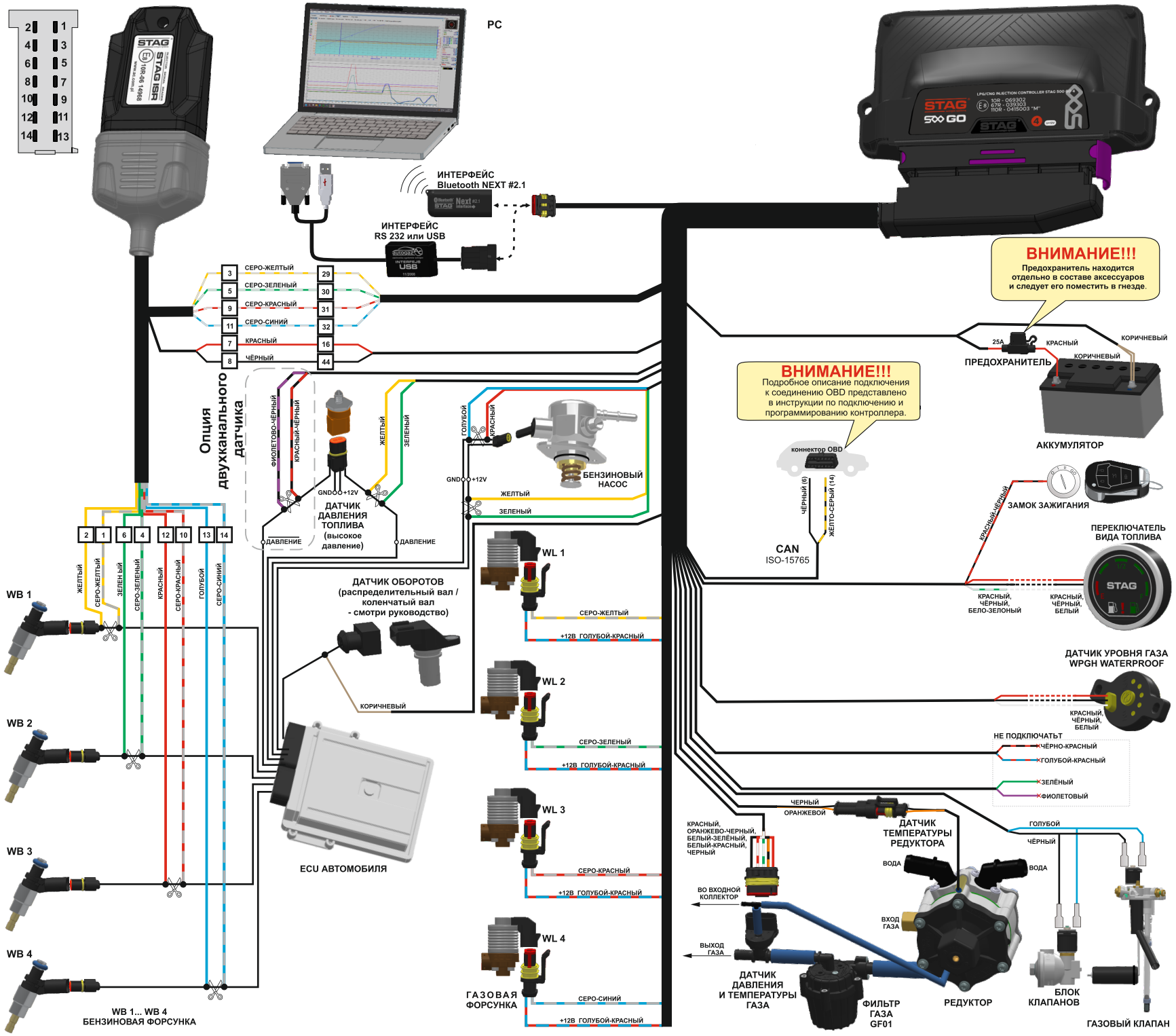

AC S.A.
15-181 Białystok, ul. 42 Pułku Piechoty 50
tel. +48 85 743 81 00
www.ac.com.pl I biuro@ac.com.pl

EAC

STAG autogas systems

ESQUEMA DE CONEXIÓN A LA INSTALACIÓN DEL VEHÍCULO

STAG 500 GO 4 + STAG ISR

E8 10R-06 9302
67R-03 9303
110R-04 15003 “M“

“04-264.03.94.00
03-085.95.00.2 II 19.05.2026”
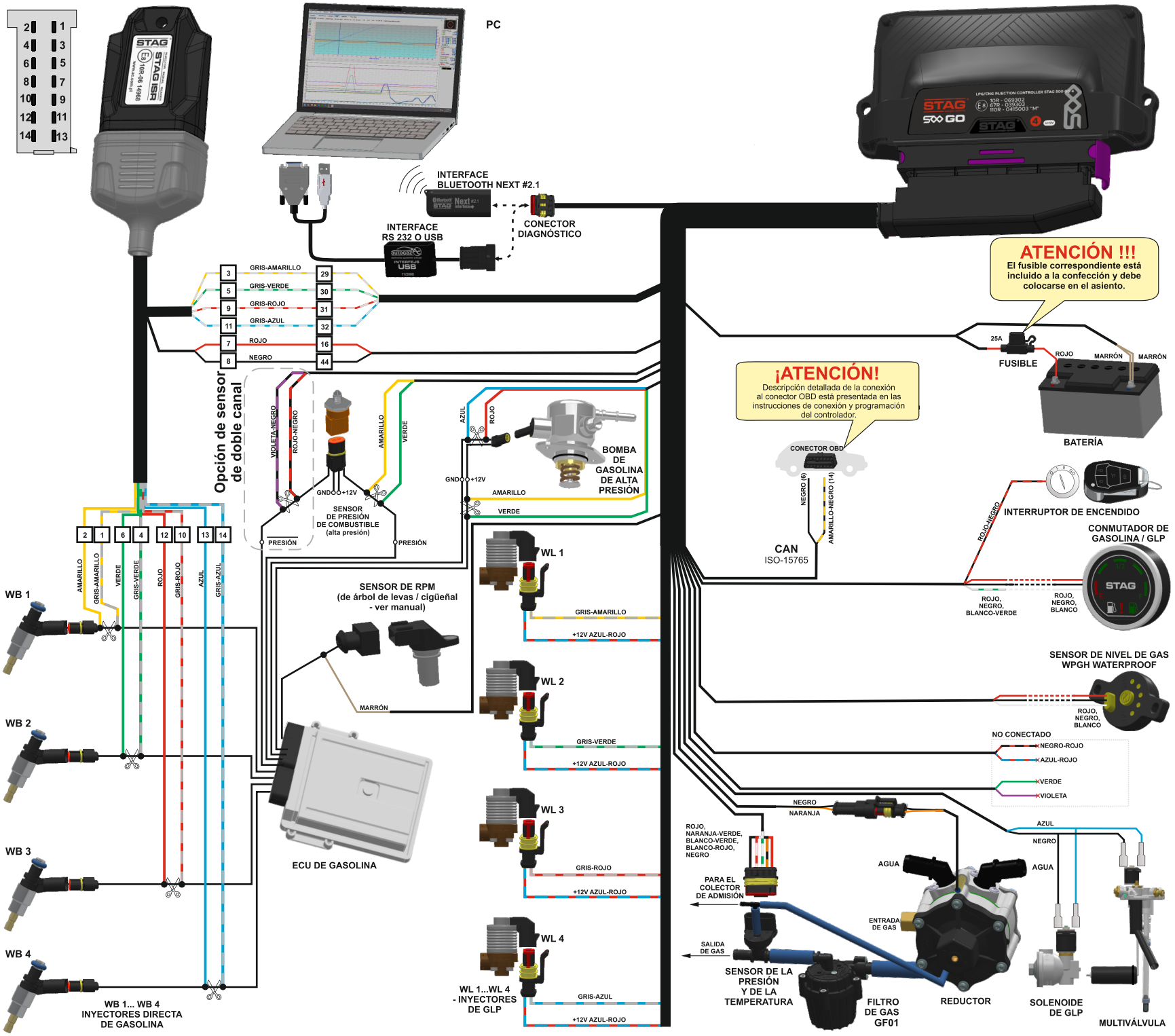
AC S.A.
15-181 Białystok, ul. 42 Pułku Piechoty 50
tel. +48 85 743 81 00
www.ac.com.pl I biuro@ac.com.pl